

Hi-MO X6^{Max} Guardian Anti-Dust

LR7-72HTHF 605~630M

- Equipped with HPBC Cell, continuing the high efficiency gene
- Unique border design effectively reduces the impact of dust accumulation and improves power generation gain throughout the entire lifecycle
- High reliability, stable operation under harsh testing conditions
- More suitable for industrial and commercial colored steel tile roofs and small angle installation scenarios

15

15-year Warranty for
Materials and Processing

25

25-year Warranty for Extra
Linear Power Output

Complete System and Product Certifications

IEC 61215, IEC 61730

ISO9001:2015: ISO Quality Management System

ISO14001: 2015: ISO Environment Management System

ISO45001: 2018: Occupational Health and Safety

IEC62941: Guideline for module design qualification and type approval

LONGI




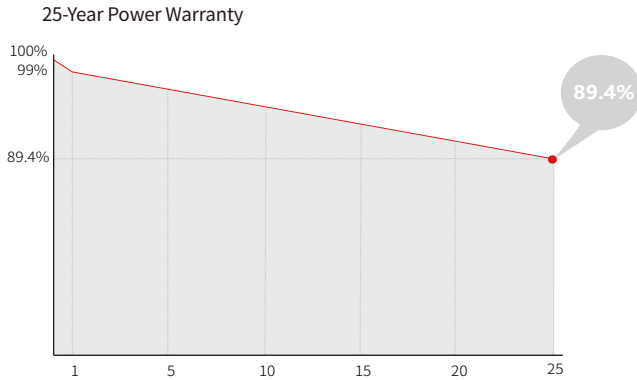
23.3%
MAX MODULE
EFFICIENCY

0~3%
POWER
TOLERANCE

<1%
FIRST YEAR
POWER DEGRADATION

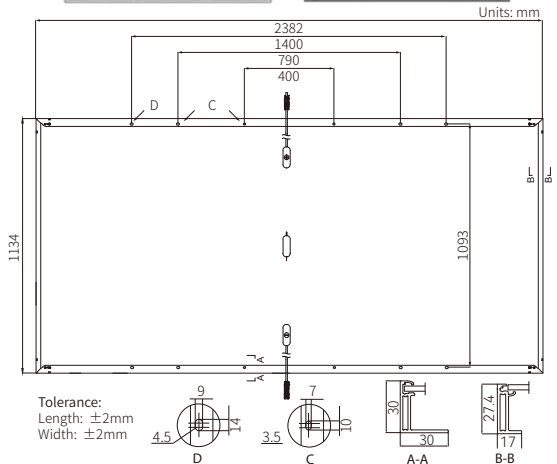
0.40%
YEAR 2-25
POWER DEGRADATION

Additional Value



Mechanical Parameters

Cell Orientation	144 (6×24)
Junction Box	IP68
Output Cable	4mm ² , +400, -200mm/±1400mm length can be customized
Glass	Single glass, 3.2mm coated tempered glass
Frame	Anodized aluminum alloy frame
Weight	28.5kg
Dimension	2382×1134×30mm
Packaging	35pcs per pallet / 140pcs per 20' GP / 700pcs per 40' HC



Electrical Characteristics

STC : AM1.5 1000W/m² 25°C NOCT : AM1.5 800W/m² 20°C 1m/s Test uncertainty for Pmax: ±3%

Module Type	LR7-72HTHF-605M		LR7-72HTHF-610M		LR7-72HTHF-615M		LR7-72HTHF-620M		LR7-72HTHF-625M		LR7-72HTHF-630M	
	STC	NOCT	STC	NOCT	STC	NOCT	STC	NOCT	STC	NOCT	STC	NOCT
Maximum Power (Pmax/W)	605	452.1	610	455.9	615	459.6	620	463.4	625	467.1	630	470.8
Open Circuit Voltage (Voc/V)	52.27	49.17	52.42	49.22	52.57	49.36	52.72	49.59	52.87	49.64	53.02	49.78
Short Circuit Current (Isc/A)	14.74	11.91	14.80	11.95	14.87	12.01	14.93	12.06	15.01	12.12	15.07	12.17
Voltage at Maximum Power (Vmp/V)	44.03	40.18	44.18	40.32	44.33	40.46	44.48	40.59	44.63	40.73	44.78	40.87
Current at Maximum Power (Imp/A)	13.75	11.26	13.81	11.31	13.88	11.36	13.94	11.42	14.01	11.47	14.07	11.52
Module Efficiency(%)	22.4		22.6		22.8		23.0		23.1		23.3	

Operating Parameters

Operational Temperature	-40°C ~ +85°C
Power Output Tolerance	0 ~ 3%
Maximum System Voltage	DC1500V (IEC)
Maximum Series Fuse Rating	25A
Nominal Operating Cell Temperature	45±2°C
Protection Class	Class II
Fire Rating	IEC Class C

Mechanical Loading

Front Side Maximum Static Loading	5400Pa
Rear Side Maximum Static Loading	2400Pa
Hailstone Test	25mm Hailstone at the speed of 23m/s

Temperature Ratings (STC)

Temperature Coefficient of Isc	+0.050%/°C
Temperature Coefficient of Voc	-0.230%/°C
Temperature Coefficient of Pmax	-0.280%/°C